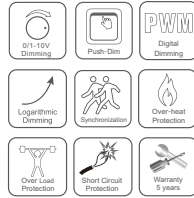



0/1-10V Constant Voltage LED Driver

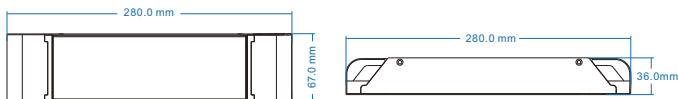

Model No.: LF-150-12, LF-150-24



Features

- Dimming interface: 0-10V, 1-10V, 10V PWM, Resistor, AC Push-Dim
- Universal AC input / Full range
- 1 channel constant voltage output, Max. total output power 150W
- Built-in active PFC function: 0.95 Typ
- Synchronize on multiple number of LED drivers
- Over-heat / Overload / Short circuit protection, recover automatically
- Suitable for indoor LED lighting application
- 5 Year, 50,000hr warranty

Mechanical Structures and Installations



Technical Parameters

	Model	LF-150-12	LF-150-24	
Output	Output Voltage	12VDC	24VDC	
	Output Current	Max. 12.5A	Max. 6.25A	
	Output Power	Max. 150W		
	Dimming Range	0~100%		
	Ripple & Noise	<= 150mV/230VAC		
	PWM Frequency	500Hz		
	Rise Time	500ms/115VAC, 424ms/230VAC		
Input	Hold Time	3.6ms/115VAC, 4.5ms/230VAC		
	Input Voltage Range	100VAC~240VAC		
	Frequency Range	50/60Hz		
	Efficiency	92%/230VAC		
	Alternating Current	1.59A/110VAC, 0.73A/230VAC		
	Power Factor	>0.99/110VAC, >0.95/230VAC		
	Inrush Current	Cold start 27.5A at 230VAC		
Protection	Leakage Current	<5mA		
	No Load Power	2W/115VAC, 2W/230VAC		
	Over Load Power	Shut down the output when current load => 120%~150%, auto recovers.		
	Short Circuit	Shut down automatically if short circuit occurs, auto recovers.		
	Over Temperature	Intelligently adjust or turn off the output current if the PCB temp > 100°C, auto recovers.		
	Environment	Working Temperature	-30°C~50°C	
		Tcase Max	70°C	
Working Humidity		20%~90%RH, non-condensing		
Storage Temperature/Humidity		-40°C~80°C, 10%~95%RH		
Temperature Coefficient		±0.03%/°C (0-50%)		
Vibration Resistance		10-500Hz, 2G, 6min/cycle, X,Y,Z axes/2min		
IP Rating		IP20		
Safety&EMC	Security Specifications	IEC/EN61347-1, IEC/EN61347-2-13		
	Withstand Voltage	1/PCB/P: 3750VAC		
	Insulation Resistance	1/PCB/P: 100MΩ/500VDC/25°C/70%RH		
	EMC Emission	EN55015, EN61000-3-2 Class C, IEC61000-3-3		
	EMC Immunity	EN61000-4-2, 3, 4, 5, 6, 8, 11, EN61547		
	Certifications	CE, EMC		

Applications

- Suitable for LED related fixture or appliance which use LED light bar and LED tape (like LED Decoration or Advertisement devices).
- Office / Commercial / Domestic Lighting, Hotels, Retail and Display.
- Use for retrofit upgrades & new luminaire designs.

Wiring Diagram

1. 0/1-10V Connection



- The 0/1-10V input is operable via commercially available simple rotary wall switches designed for 0/1-10V dimming equipment or from dedicated system central dimming controllers.
- Compliant with 0-10V, 1-10V, 10V PWM, RX(4 in 1).
- We recommend the number of LED drivers connected to 0/1-10V dimmer does not exceed 5 pieces. The maximum length of the wires from dimmer to LED driver should be no more than 15 meters.
- If the LED driver be used with the RF remote or Push-Dim interface prior to using the 0/1-10V interface, the 0/1-10 V signal should change over 10% to return 0/1-10 V control.

2. AC Push-Dim connection

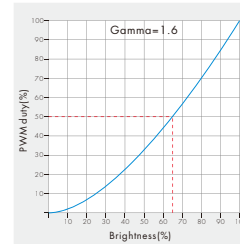


The provided AC Push-Dim interface allows for a simple dimming method using commercially available non-latching (momentary) wall switches.

- **Short press:**
Turn on or off light.
- **Long press (1-6s):**
Press and hold to step-less dimming,
With every other long press, the light level goes to the opposite direction.
- **Dimming memory:**
Light returns to the previous dimming level when switched off and on again, even at power failure.
- **Synchronization:**
If more than one LED driver are connected to the same push switch, do a long press for more than 10s, then the system is synchronized and all lights in the group dim up to 100%. This means there is no need for any additional synchrony wire in larger installations. We recommend the number of LED drivers connected to a push switch does not exceed 25 pieces, The maximum length of the wires from push to LED driver should be no more than 20 meters.

Dimming Curve

AC Push dimming



0/1-10V dimming

